



camcor, inc.

# METHOD

A Manufacturing Workstation.  
Print Real ABS at 100°C.  
Powered by **stratasys**



starting at

**\$4,999**

**METHOD**

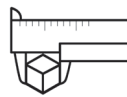
**METHOD X** NEW



**NEW**  
**ABS**

## PRINT REAL, PRODUCTION-GRADE ABS WITH A 100°C CHAMBER. POWERED BY STRATASYS®.

- › Capable of withstanding 15°C higher temperatures than modified desktop 3D printer ABS material formulations
- › Powered by Stratasys® SR-30 soluble support material
- › Superior Z-layer bonding provides higher strength and better surface finish without warping and curling



## MANUFACTURING-READY MATERIALS INCLUDING REAL ABS, PETG, TOUGH, AND MORE.

- › Finished part dimensional accuracy of  $\pm 0.2\text{mm}$  ( $\pm 0.007\text{in}$ )<sup>1</sup>
- › Get unrestricted geometric freedom with the METHOD dual extrusion system
- › Print complex assemblies with exact tolerances



## AN AUTOMATED, TINKER-FREE INDUSTRIAL PRINTING SYSTEM.

- › 2x times faster printing than leading desktop 3D printers.<sup>2</sup>
- › 300,000+ total testing hours on 150+ printers (includes full system and sub system testing).<sup>3</sup>
- › Seamless CAD to Part workflow with

**F** AUTODESK® FUSION 360    **I** AUTODESK® INVENTOR®    **3S** SOLIDWORKS

## METHOD APPLICATIONS



### END-USE PARTS

Get dimensionally accurate, production-grade, real ABS end-use parts at a fraction of traditional manufacturing costs. METHOD reduces costs and saves time for small production manufacturing runs.



### MANUFACTURING TOOLS

Create durable, real ABS parts for the production floor. Print dimensionally accurate jigs, fixtures, and end-effectors that fit seamlessly with existing components.



### FUNCTIONAL PROTOTYPES

Prototype with production-grade ABS to achieve part properties close to injection molded parts. Print dimensionally accurate assemblies and validate your designs to get your products to market faster—all at a fraction of industrial 3D printing costs.


## FEATURES




### DUAL PERFORMANCE EXTRUDERS



### DRY-SEALED MATERIAL BAYS



### 100°C CIRCULATING HEATED BUILD CHAMBER<sup>4</sup>



### CONNECTIVITY AND 21 ON-BOARD SENSORS

<sup>1</sup>  $\pm 0.2\text{mm}$  or  $\pm 0.002\text{ mm}$  per mm of travel – whichever is greater. Based on internal testing of selected geometries.

<sup>2</sup> Compared to popular desktop 3D printers when using the same layer height and infill density settings. Speed advantage dependent upon object geometry and material.

<sup>3</sup> Combined total test hours of METHOD and METHOD X (full system and subsystem testing) expected to be completed around shipping of METHOD X.

<sup>4</sup> Available only on METHOD X

<sup>5</sup> Based on internal testing of injection-molded specimens of MakerBot ABS compared to ABS from a leading desktop 3D printer competitor. Tensile testing was performed according to ASTM D638 and HDT testing according to ASTM D648.

## SPECS

### DIMENSIONAL ACCURACY

$\pm 0.2\text{mm}$  /  $\pm 0.007\text{in}$ <sup>1</sup>

### LAYER RESOLUTION

Maximum Capability: 20 - 400 micron

### MAXIMUM BUILD VOLUME

Single Extrusion

19 L x 19 W x 19.6 H cm / 7.5 x 7.5 x 7.75 in

Dual Extrusion

15.2 L x 19 W x 19.6 H cm / 6.0 x 7.5 x 7.75 in

### EXTRUDERS

Dual Performance Extruders  
(Model & Support)

### MAKERBOT MATERIALS FOR METHOD

ABS<sup>4</sup>, Stratasys® SR-30<sup>4</sup>, PLA, TOUGH, PVA, PETG + more to come

### MAKERBOT ABS

#### PRECISION MODEL MATERIAL

#### TENSILE STRENGTH

43 MPa (12% higher than desktop 3D printer ABS)<sup>5</sup>

#### TENSILE MODULUS

2400 MPa (26% higher than desktop 3D printer ABS)<sup>5</sup>

#### HEAT DEFLECTION TEMPERATURE (HDT B – 0.45 MPA)

84°C (15°C higher than desktop 3D printer ABS)<sup>5</sup>

### POWER REQUIREMENTS

#### METHOD

100 - 240 V

3.9A - 1.6A, 50 / 60 Hz

400 W max.

#### METHOD X

100 - 240 V

8.1A - 3.4A, 50 / 60 Hz

800 W max.