



SRX835

1 1/2" Three-Way Bass Reflex Passive System

Features:

- ▶ Premium JBL Transducers with extremely high power handling
- ▶ Rugged, versatile enclosures
- ▶ Full Integration into Audio Architect
- ▶ Maximum SPL Output: 130dB (Peak)
- ▶ System Type: Passive 15", three-way, bass-reflex
- ▶ Frequency Range (-10dB): 32Hz - 20kHz
- ▶ Frequency Response (-3dB): 43Hz - 17kHz
- ▶ Coverage Pattern: 60 x 40
- ▶ JBL Professional Tunings available for Crown XTI 2, Crown Itech HD, and dbx DriveRack 360
- ▶ M10 Suspension Points
- ▶ Standard 36mm pole cup
- ▶ Feet for monitor angle
- ▶ Lightweight poplar plywood cabinets made structurally sound with tongue and groove joints and protected by JBL's tour proven DuraFlex™ finish



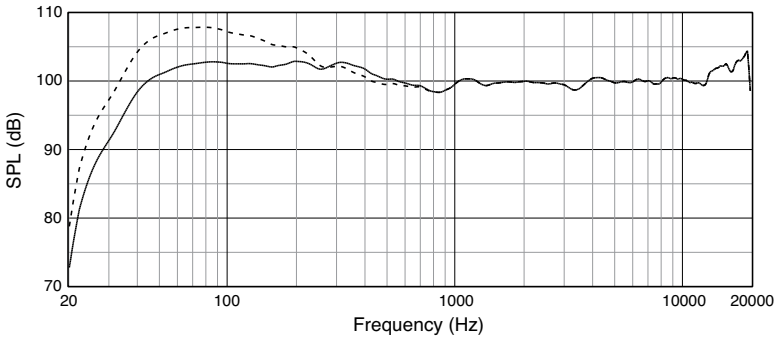
Applications:

- ▶ The SRX835 is a passive portable PA speaker in the SRX800 series from JBL Professional. It has been designed to deliver class leading performance in a variety of applications including use as a main PA, and rear and side fills. When used in conjunction with the other SRX800 full range systems and the SRX800 subs, the SRX835 is an integral part of a high performance, fully configurable loudspeaker system.
- ▶ The SRX835 features premium JBL Transducers. High frequencies are handled by an annular polymer diaphragm compression driver that features a best in class 3" voice coil coupled to a 1.5" throat opening. Using a neodymium magnet, the compression driver is lightweight, efficient, and extremely powerful. This delivers very high power levels with reduced distortion and increased phase coherence resulting in smooth, crystal clear high frequencies. For Low Frequencies, the SRX835 uses a 15-inch woofer with JBL's patented Differential Drive Technology for reduced weight while maximizing power amp efficiency. 3" voice coils and dual ferrite drivers deliver exceptionally low distortion and extended low frequency response.
- ▶ Finally, the SRX835's midrange driver is derived from the midrange transducer on the VTX 20 touring line array system. The outside cast aluminum frame acts as the structural support, acoustic cavity, and heat sink for the driver, optimizing both space in the speaker cabinet and the performance of the system at the same time.
- ▶ The SRX835 is supported with tunings for Crown XTI 2 and Itech HD amplifiers (both controllable as part of a comprehensive system with HiQnet Audio Architect), and the dbx DriveRack VENU360 signal processors.
- ▶ With best in class 18mm wooden enclosures, 14 gauge steel grilles, and JBL's Patented DuraFlex finish, SRX800 speakers are built to last and withstand a lifetime of hard tour use.

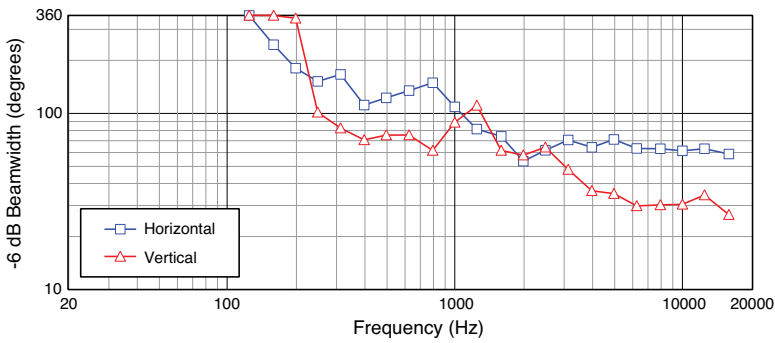
Specifications:

System:	
System Type:	Passive 15", three-way, bass-reflex
Maximum SPL Output:	124dB (Continuous), 130dB (Peak)
Frequency Range (-10dB):	32hz - 20khz
Frequency Response (-3dB):	43hz - 20khz
Power:	
System Power Rating:	3200W Peak, 1600W Program, 800W Continuous
Nominal Impedance:	8 Ohm
Connectors:	NL4 Input, NL4 Loop-thru (+/-1 or +/-2 Selectable)
Operational Modes:	Passive/Bi-Amp
Speaker:	
LF Driver:	2275H
MF Driver:	2107H
HF Driver:	2432H
Coverage Pattern:	60 x 40
Crossover Frequency:	330hz & 2.4khz
Enclosure:	
Material:	18mm plywood
Suspension/Mounting:	Single 36mm pole socket, 12 x M10 Suspension points
Handles:	2
Finish:	Obsidian Duraflex™ finish
Grille:	Powder coated, Obsidian, 14-gauge perforated steel with acoustically transparent black cloth backing
Dimensions (L x W x H):	18.74" x 21.4" x 38.74" (476mm x 544mm x 984mm)
Weight:	95.0 lbs (43.09kg)
Shipping Weight:	105.0 lbs (47.6kg)

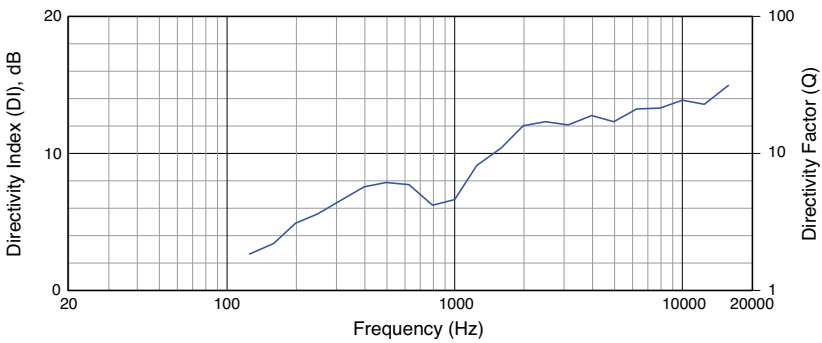
Frequency Response (Main Tuning)



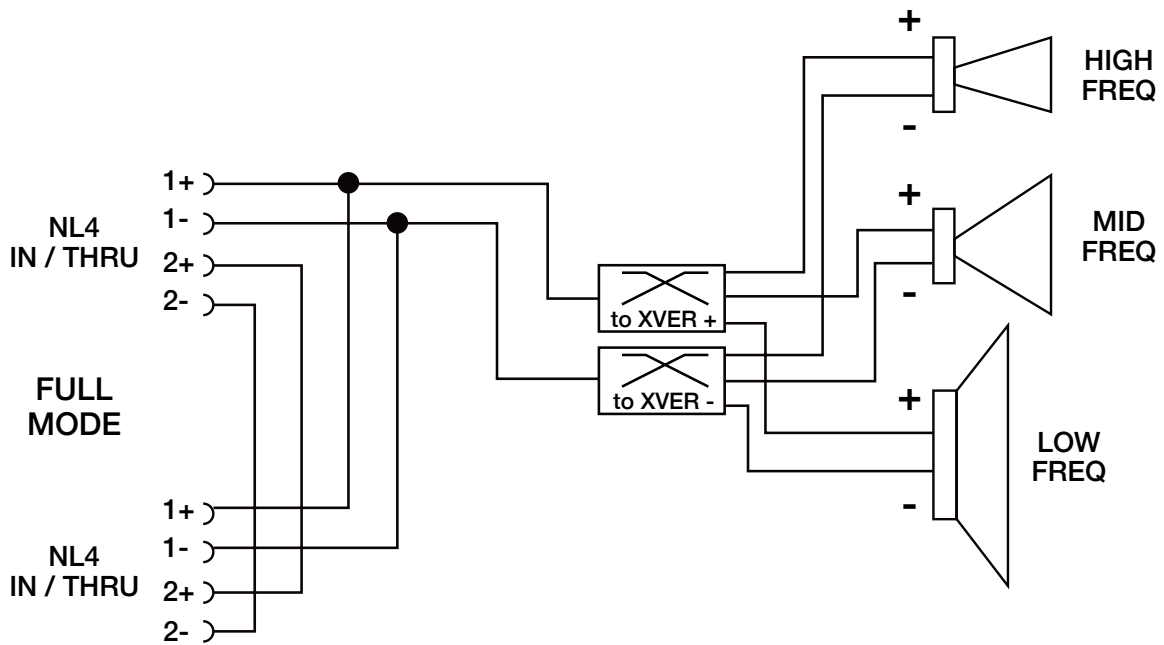
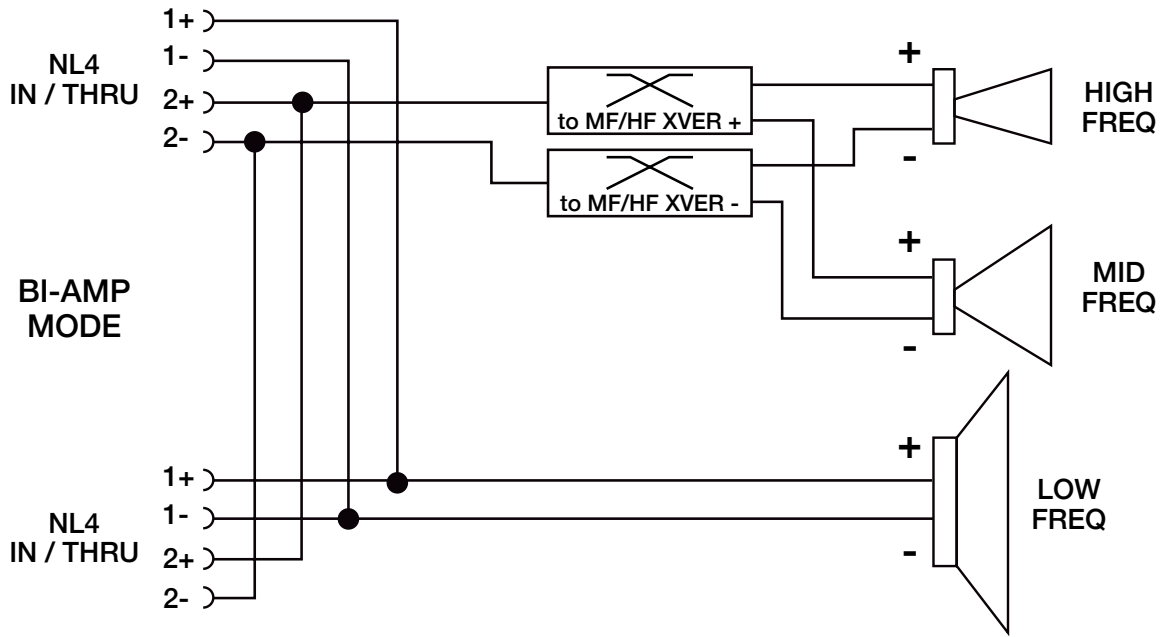
Frequency Response (Beamwidth)



Frequency Response (Directivity)

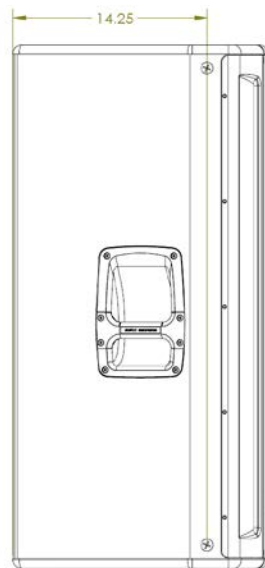
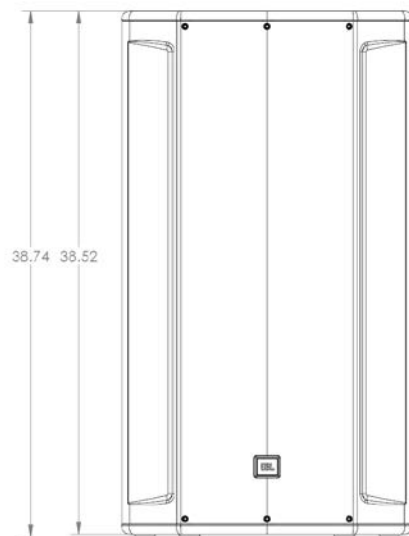
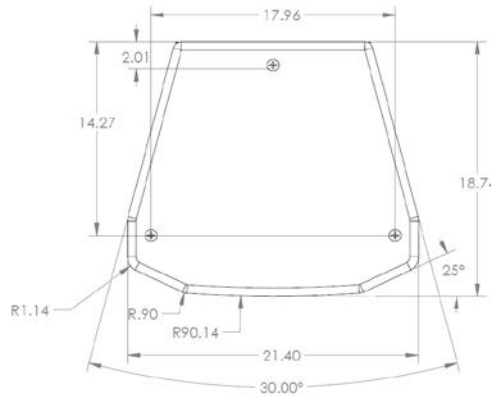


Block Diagrams



► SRX835 15" Three-Way Bass Reflex Passive System

Dimensions



JBL Professional
8500 Balboa Boulevard, P.O. Box 2200
Northridge, California 91329 U.S.A

© Copyright 2016 JBL Professional
www.jblpro.com