

# Technical Manual



# JBL AW595/-BK

## SPECIFICATIONS

### ACOUSTIC & ELECTRICAL SPECIFICATIONS:

- Nominal Impedance: 8 Ohms
- Long-Term System Power Rating (IEC): 600W, (2400W Peak), 100 hrs
- Frequency Response ( $\pm 3$  dB): 55 Hz - 19 kHz
- Frequency Range (-10 dB): 35 Hz - 20 kHz
- Maximum SPL:
  - Passive Mode: 128 dB-SPL cont avg (130 dB peak)
- System Sensitivity:
  - Passive Mode: 100 dB SPL, 1 Watt @ 1 Meter
- Passive Crossover Frequency: 1.2 kHz

### SYSTEM COMPONENTS:

- Cabinet: Enclosure (Not for Sale)
- Grille: 445176-001 (BK), 445176-002 (Gray)
- Low Frequency Transducer: 2265H, 380 mm (15 in) Differential Drive<sup>®</sup> driver with 75 mm (3 in) dual voice coil
- DC Resistance: 5.10 ohm +/- 10%

### SYSTEM COMPONENTS: (CONT'D)

- High Frequency Transducer: 2432H, 38 mm (1.5 in) exit compression driver, 75 mm (3 in) vice coil
- DC Resistance: 4.0 ohm +/- 2 ohm
- Crossover Network: 5004551

### AURAL SWEEP TEST SPECIFICATIONS:

- A. System Aural Sweep Test: 7V Input, 10 Hz to 10 kHz
- B. L.F. Aural Sweep Test: 15.0V Input, 10 Hz to 100 Hz
- C. H.F. Aural Sweep Test: 3.0V Input, 300 Hz to 1.0 kHz

### PHYSICAL SPECIFICATIONS:

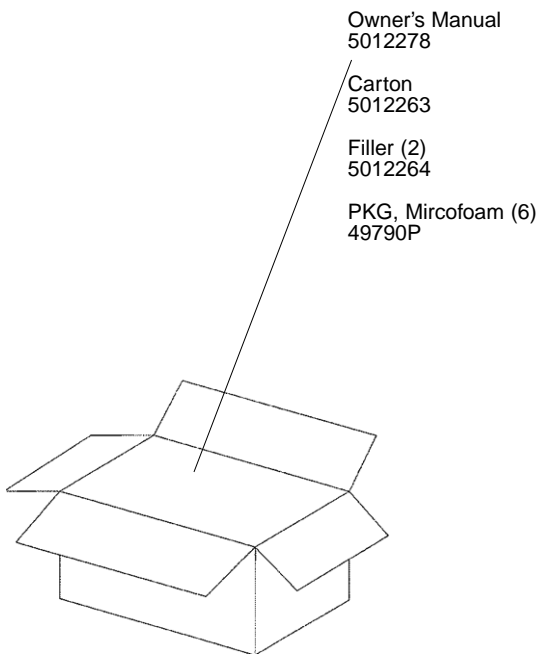
- Enclosure Dimensions: 485 x 810 x 478 mm D (horizontal orientation): (19.1 x 31.9 x 18.8 in.D.)
- Shipping Weight: 62.5 lb (28.3 kg.)

### WARRANTY INFORMATION:

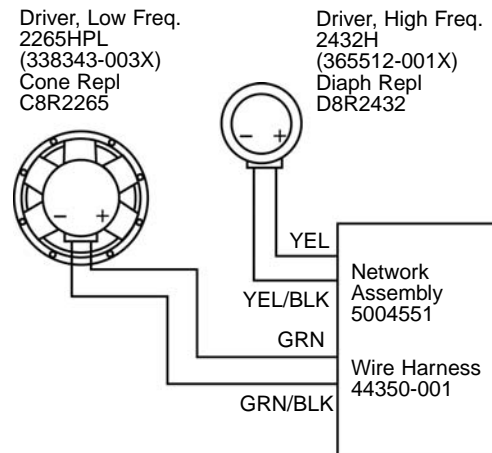
- Refer to Warranty Statement packed with each product.

## PACKAGE

Warranty 59660



## WIRING DIAGRAM



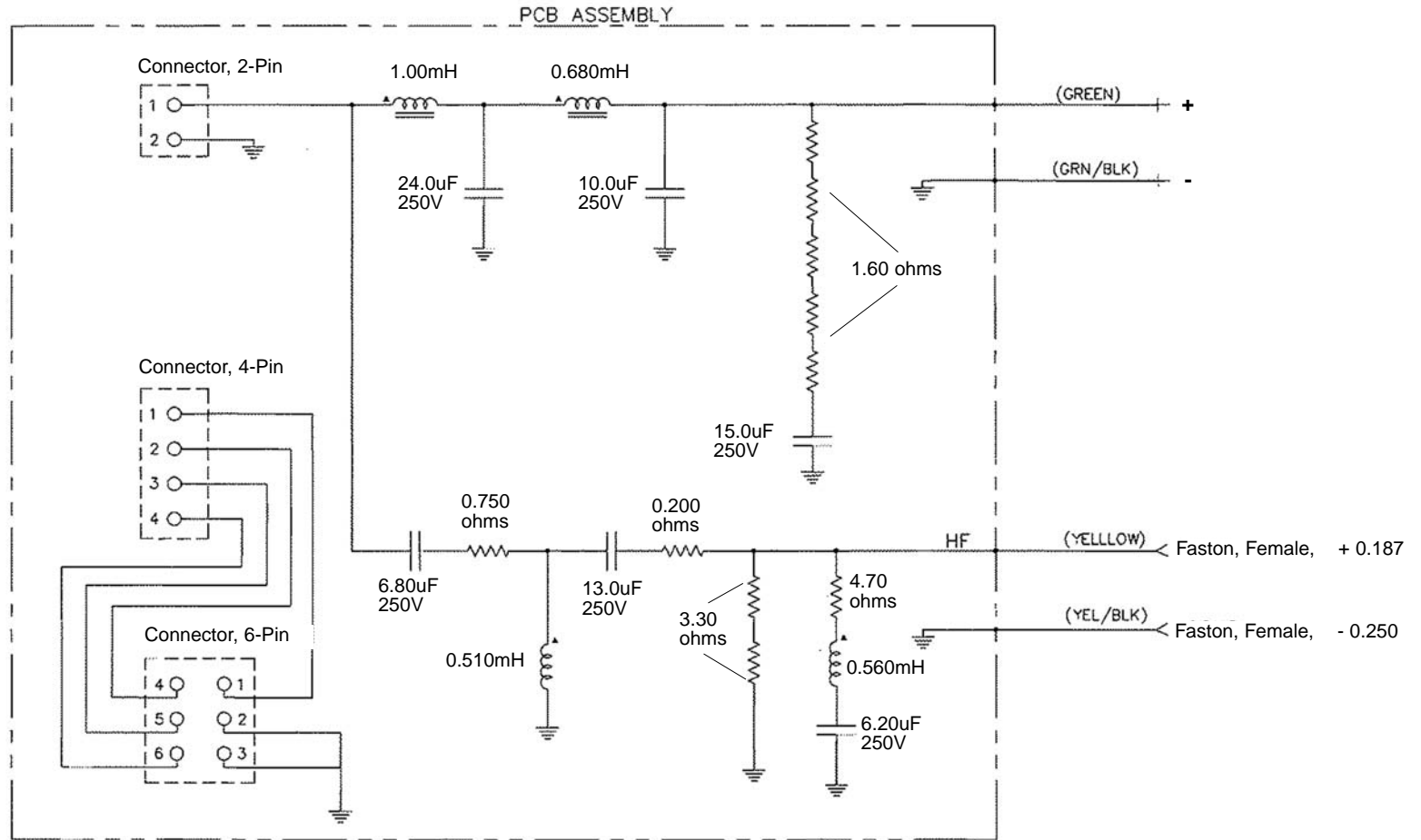
SEE NETWORK SCHEMATIC (5004551) PAGE 2  
SEE WIRE HARNESS DIAGRAM (446350-001) PAGE 3

70V/100V Transformer Taps: 70V: 400W, 200W, 100W  
100V: 400W, 200W

NOTE: INDIVIDUAL PARTS FOR THE ABOVE CROSSOVER ARE NOT AVAILABLE.  
A COMPLETE REPLACEMENT ASSEMBLY SHOULD BE ORDERED.

# JBL AW595/-BK

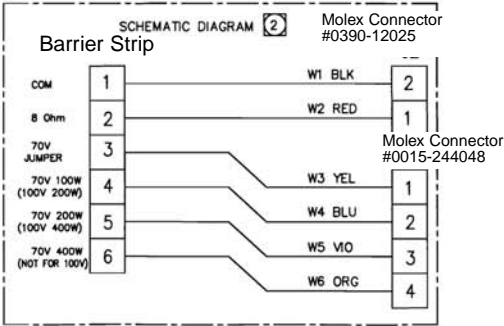
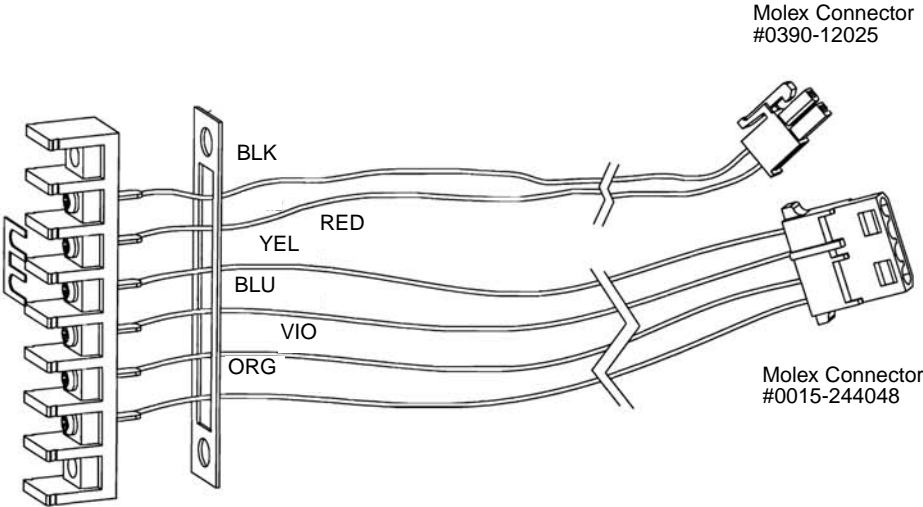
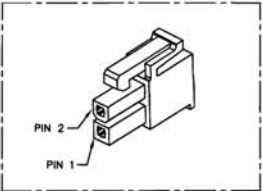
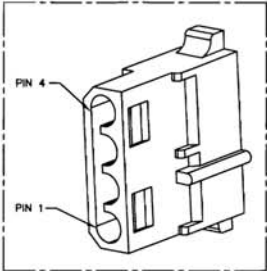
## NETWORK SCHEMATIC - (5004551)



Individual Parts for the above crossover are not available.  
A complete replacement assembly should be ordered.

# JBL AW595/-BK

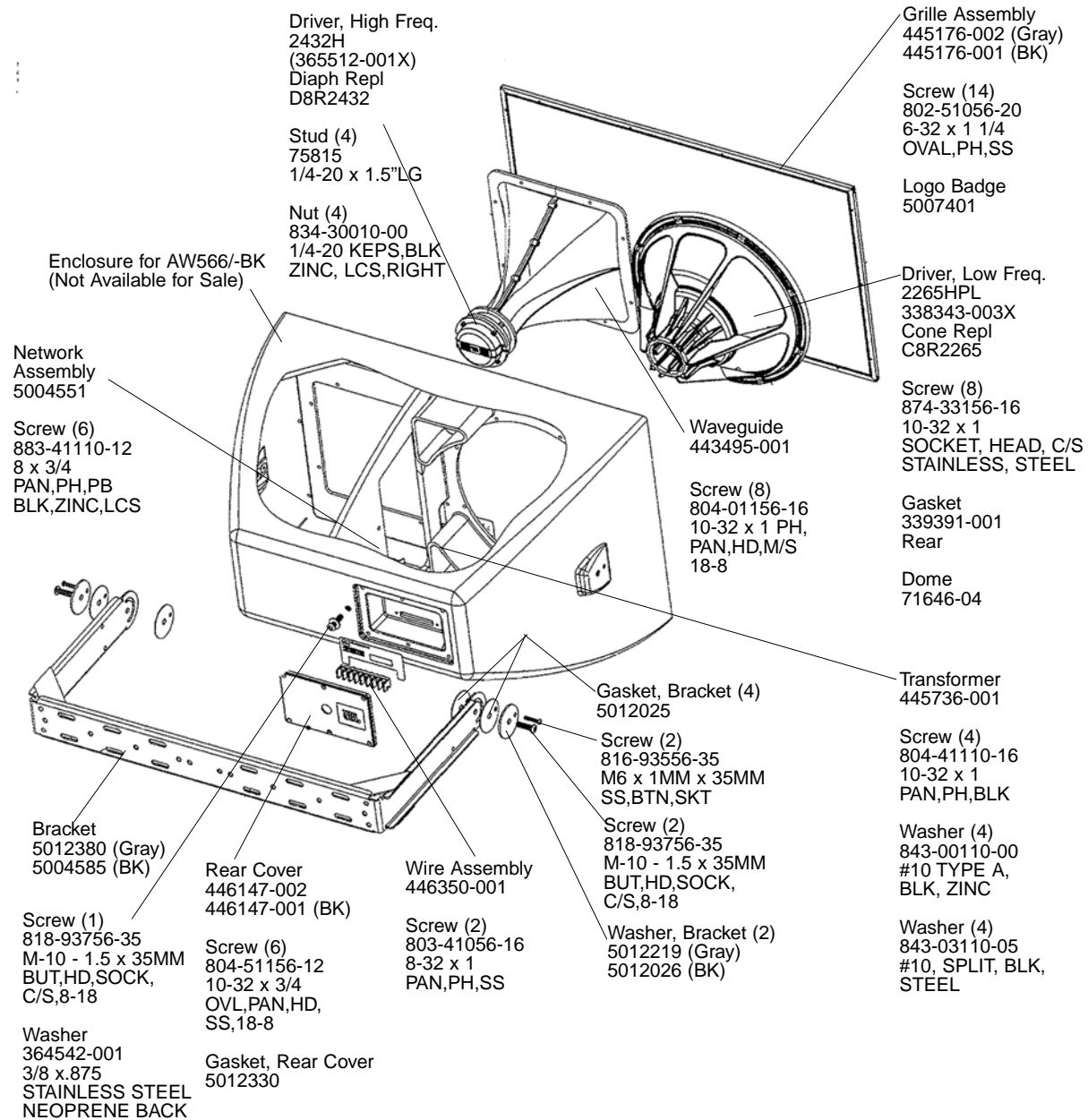
## WIRE HARNESS DIAGRAM - (446350-001)



JBL AW595/-BK

# JBL AW595/-BK

## COMPONENT EXPLODED VIEW



JBL AW595/-BK